



MID-PLAINS COMMUNITY COLLEGE

2018-19

GRADUATE EXIT SURVEY REPORT

WE ARE
MPCC.



TABLE OF CONTENTS	Page
Executive Summary	1
2018-19 Graduate Outcome Benchmarks	2
Research Introduction and Methodology	3
Graduate Characteristics	
Age	4
Ethnicity	4
Gender and Area of Residence	5
College-wide Summary of Graduates and Awards Earned from 2016-17 through 2018-19	6
Future Plans of Graduates	6
Evaluation of Services	7
Employment Status of Graduates	8
Graduate Employer Survey Findings	8-9
Employer Assessment of Training Chart	10
MPCC Mission Statement	11

Executive Summary

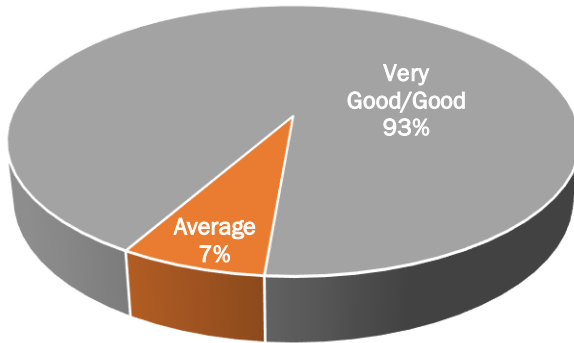
Mid-Plains Community College had 396 graduates with 453 awards during the 2018-19 academic year; 328 associate degrees, 87 diplomas, and 38 certificates. 71.3% of graduates resided in the 18-county service area and, overall, 84.3% were from Nebraska. 261 graduates completed a graduate survey and 41 out of 84 employers completed a graduate employer survey. Response rate for the graduate survey was 65.9% and the response rate for the employer survey was 48.8%, an increase of 11.5% over the previous year.

The graduate's opinions of their experiences at the college were consistently good or very good. 87% of graduate respondents rated the *Usefulness of Their Training* good or very good, which was even with the previous year. Employers also rated MPCC favorably with a rating of 4.50 for *Overall Rating of Training*. 93% said the training their employees had received was good or very good, compared to 80% the previous year, up 13%. Employers rated graduates *Personal Ethics* 4.70 and *Employability* 4.62 on a five-point scale.

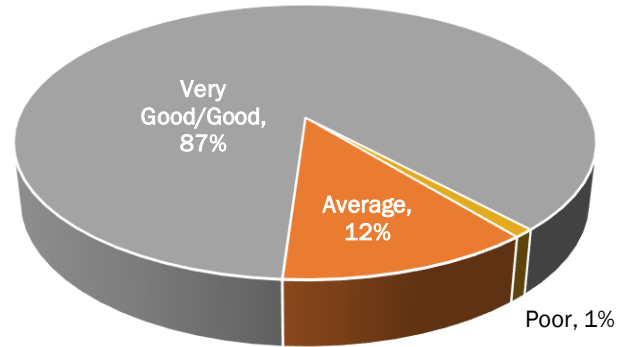
Mid-Plains Community College is continuing to *transform lives through exceptional learning opportunities for individual student success* and helping to provide quality personnel for industries and employers in southwest and west-central Nebraska and beyond.

2018-19 Graduate Outcome Benchmarks

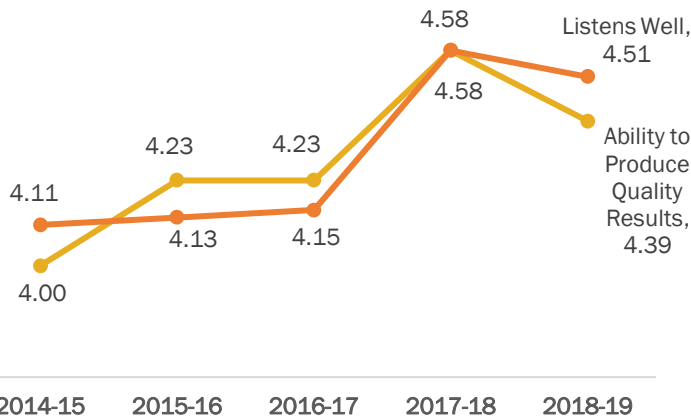
Overall Rating of Graduate Training by Employer



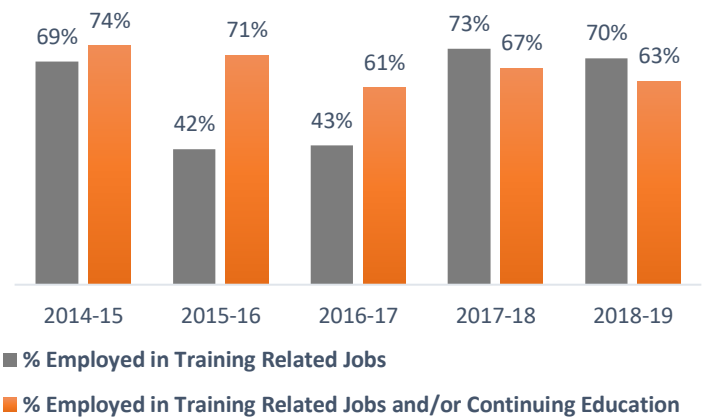
Usefulness of Training Rating by Graduates



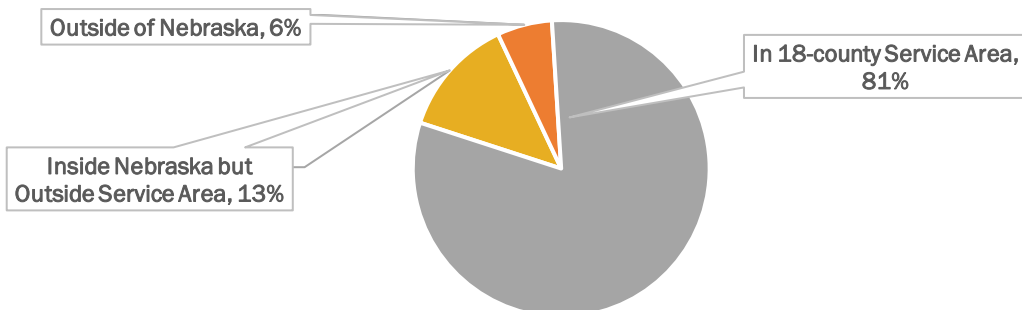
Employer Rating of Graduate Attributes



Technical Graduates Employment



Technical Graduates Employment Location



Introduction: Each year the college conducts a graduate survey in order to assess academic outcomes and gather information on employment secured by graduates. This survey is completed by students immediately upon successful completion of their program of study and the results are presented here in the *Graduate Exit Survey Report*, in the Spring, in the *Graduates at Work Report*, and also in the *Student Experience Report*. The Graduate Survey was designed by the MPCC Office of Institutional Research and Planning, with the help of the MPCC Career Services Center, and contains questions from the following categories:

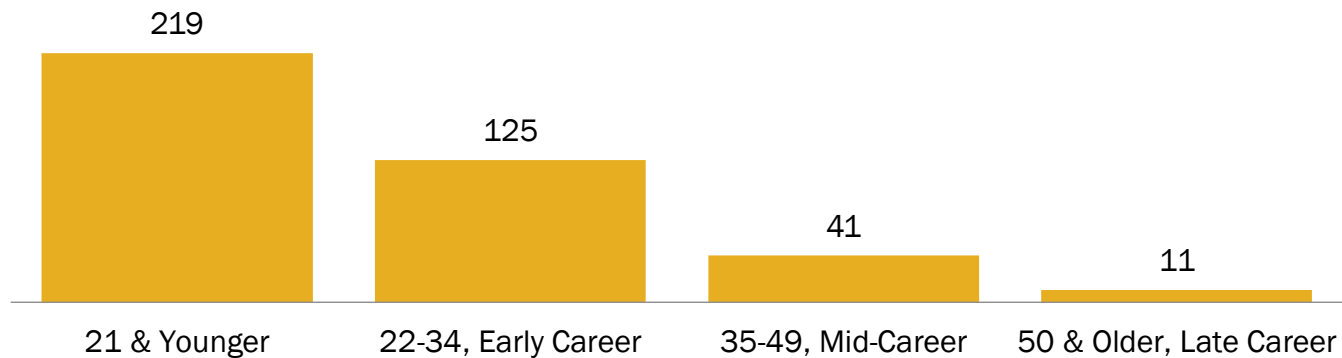
- ❖ General demographic information
- ❖ Information regarding graduates future plans
- ❖ Employment information, and
- ❖ Evaluation of college services

The Graduate Employer Survey includes information provided to MPCC by employers of students who completed the Graduate Survey and gave permission to contact them. Employer feedback is included in this report in order to ascertain the impact of students' education on their careers. Employers were not asked any questions pertaining to wage, length of employment, or hire date. Both survey instruments are available on request.

Any questions regarding this report may be directed to the MPCC Office of Institutional Research and Planning at 1101 Halligan Dr., North Platte, NE 69101, 308-535-3685, or odeanc@mpcc.edu.

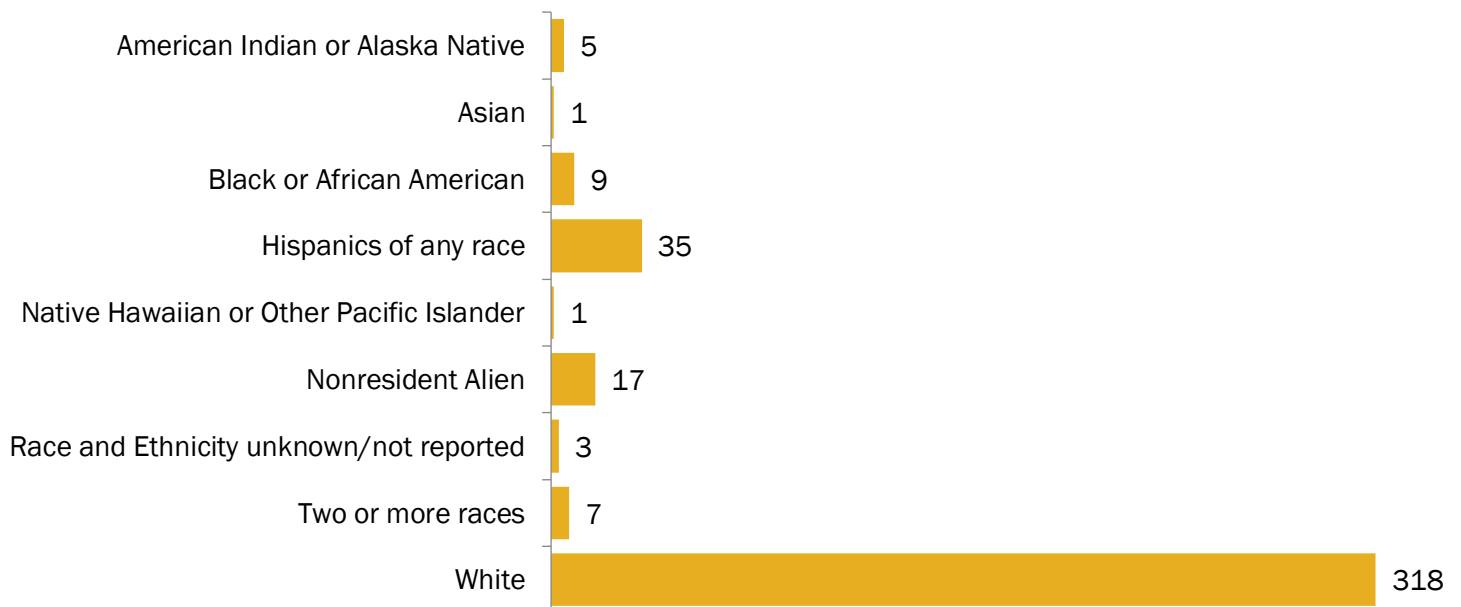
Characteristics of Graduates: For the academic year 2018-19, Mid-Plains Community College granted 453 awards, which included 328 degrees, 87 diplomas, and 38 certificates. Sixty-five awards were granted in August (8/03/2018), 69 in December (12/13/2018), 286 in May (5/09/2019), and 33 awards were granted in June (06/28/2019). These awards were conferred to 396 individual students, herein referred to as graduates. Demographic characteristics of graduates are illustrated below.

Age of 2018-19 Graduates



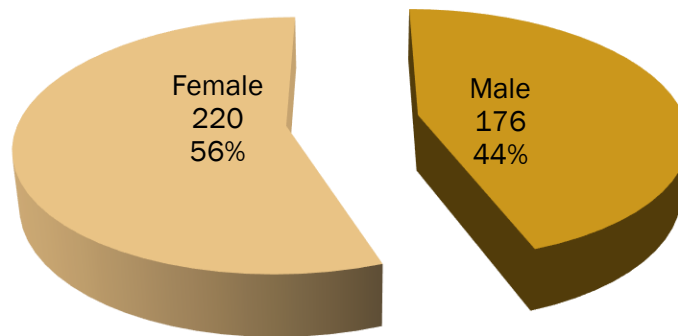
Source: Office of Institutional Research and Planning; 2018-19 Graduates by Date Conferred (10/22/2019).

Ethnicity of 2018-19 Graduates



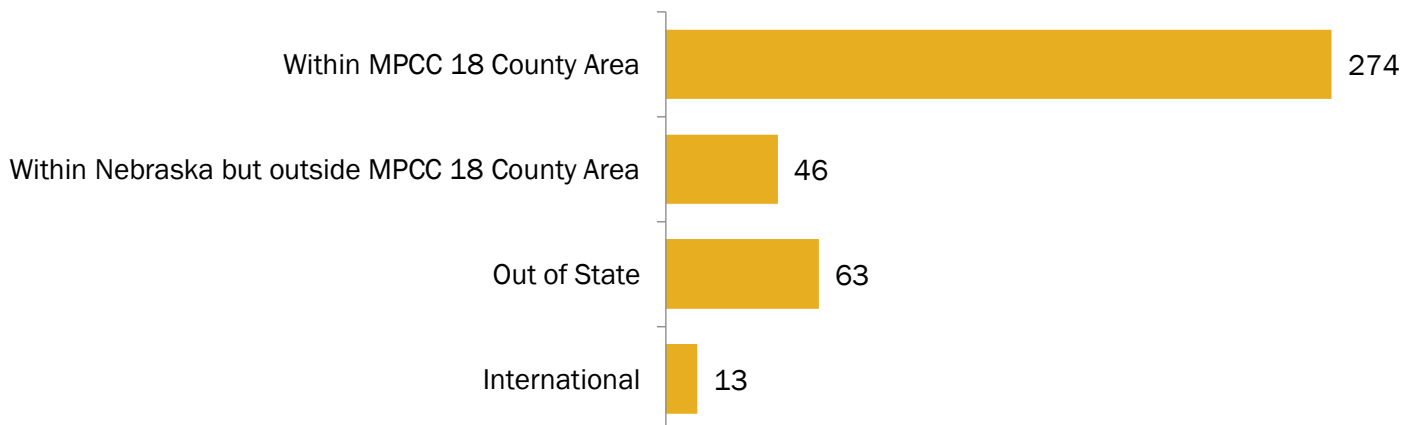
Source: Office of Institutional Research and Planning; 2018-19 Graduates by Date Conferred (10/22/2019).

Gender of 2018-19 Graduates



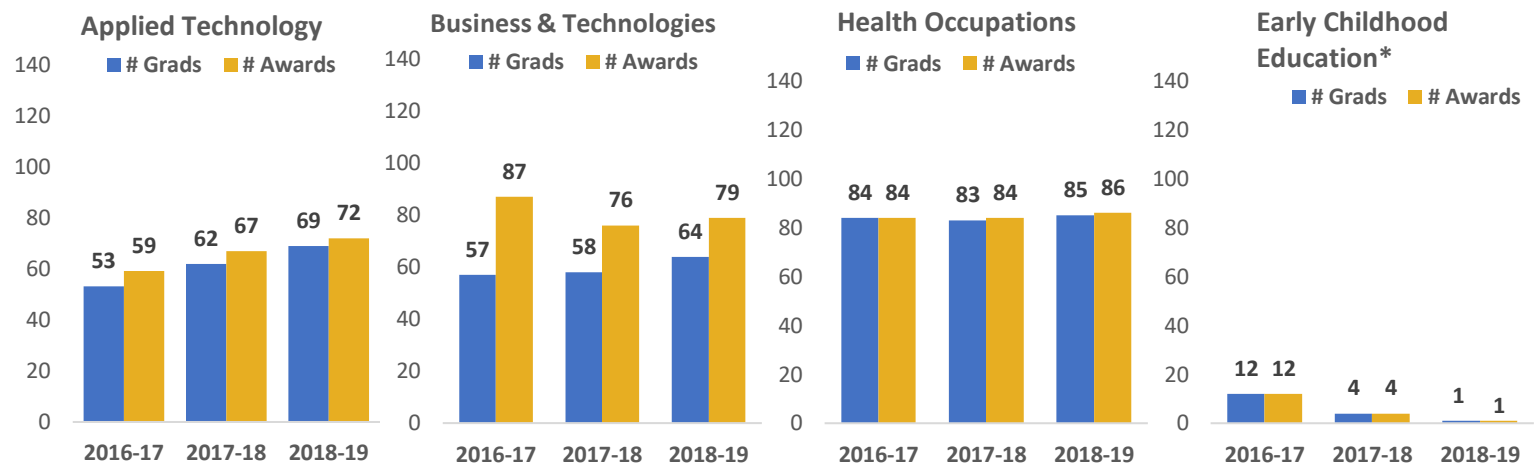
Source: Office of Institutional Research and Planning; 2018-19 Graduates by Date Conferred (10/22/2019).

Area of Residence of 2018-19 Graduates

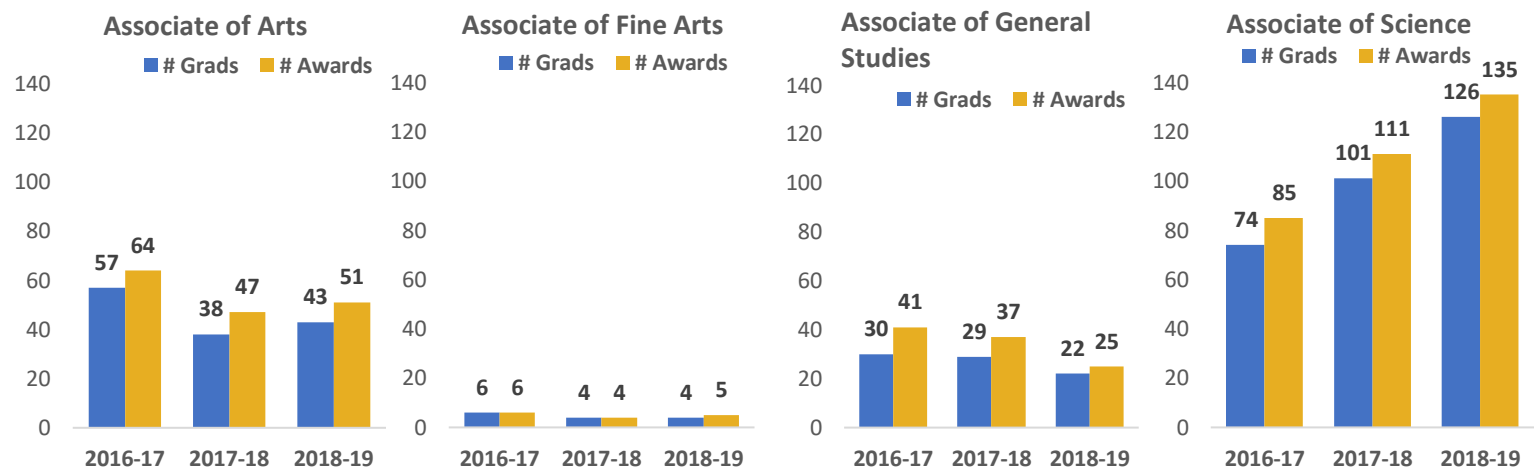


Source: Office of Institutional Research and Planning; 2018-19 Graduates by Date Conferred (10/22/2019).

College-wide Summary of Graduates and Awards Earned from 2016-17 through 2018-19



*Note: Early Childhood Education students typically pursue a transfer associate degree and are becoming less likely to complete the application for certificates in their MPCC Early Childhood Education program.



Future Plans of Graduates:

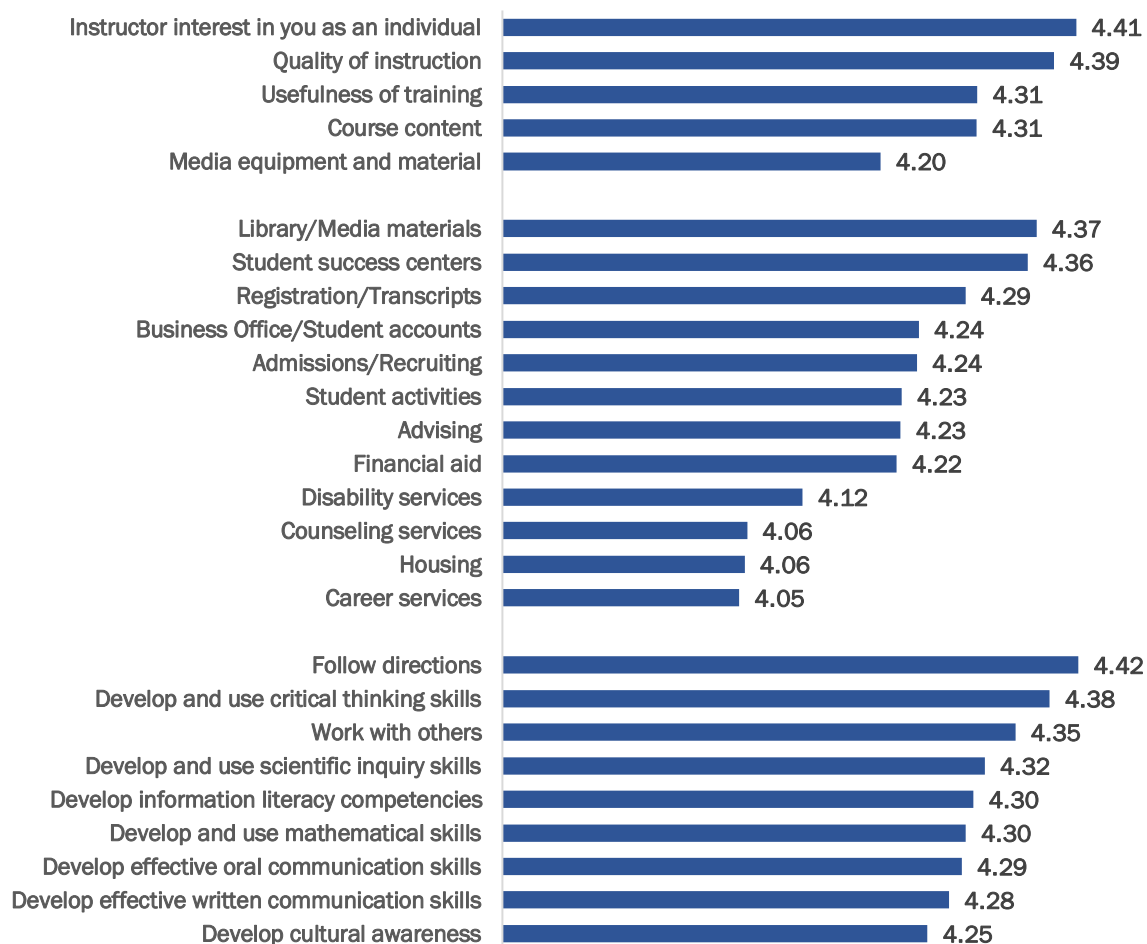
- ❖ 161 (61.7%) out of 261 respondents believed their educational experience has helped or will help them with job opportunities, job advancement, job support, and/or provide other benefits.
- ❖ 79 (30.3%) respondents indicated that they either had or planned to change careers as a result of their education or graduation from MPCC; 179 (68.6%) had no plans to change careers, and 3 (1.1%) respondents chose not to answer.
- ❖ Of those graduates who completed the survey (261), 164 (62.8%) were planning to continue their education within the next six months at a wide range of locations. The most frequently named colleges were University of Nebraska at Kearney (23), MPCC (22), the University of Nebraska at Lincoln (10), and Chadron State University (10). Thirty-eight other colleges and universities were mentioned. 23 (14%) of those planning to continue their education did not know or did not specify where they planned on attending college after graduation.

Evaluation of Services: The following three items provide a summary of graduate responses to their satisfaction with Instructional Services, Variety of College Services, and Student Learning Outcomes. Services and outcomes were rated on a 5-point scale.

5=Very Good, 4=Good, 3=Average, 2=Poor, 1=Very Poor

- ❖ In the category of Instructional Services, graduates rated the five items virtually the same, with only a slight difference (.21) between the highest and lowest rated items. The highest rated item was *Quality of Instruction* (4.41) and the lowest rated item was *Media, Equipment and Material* (4.20).
- ❖ In the category, Variety of College Services, graduates gave the highest rating to the item *Library/Media Materials* (4.37) and the lowest rating to *Career Services* (4.05).
- ❖ When asked about specific Learning Outcomes, graduates gave the strongest ratings to *Follow Directions* (4.42) and *Develop and Use Critical Thinking Skills* (4.38) and the lowest rating to *Develop Cultural Awareness* (4.25).

In every service category, MPCC received a mean score of 4.05 or higher.



Source: Office of Institutional Research and Planning; 2018-19 Graduates by Date Conferred (10/22/2019).

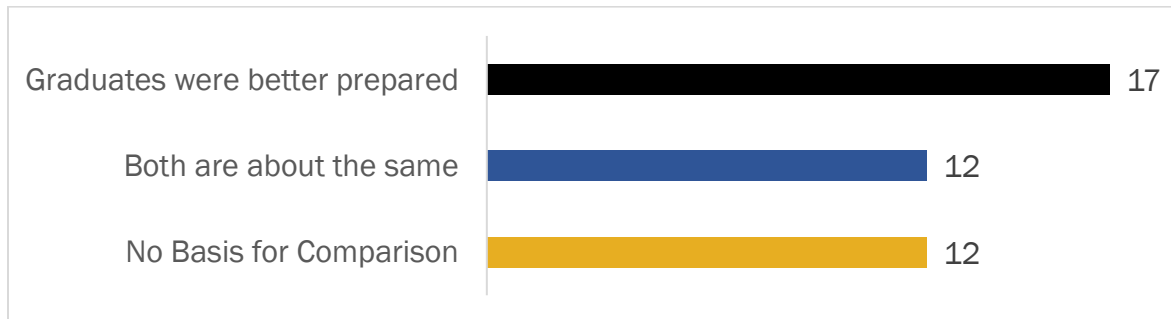
Employment Status of Graduates: Of the 396 graduates, for the 2018-19 academic year, 261 completed the graduate survey for a 65.9% response rate. Of the 261 who completed the survey, **180** (69.0%) indicated they were employed in some capacity, 77 (29.5%) indicated they were not employed at the present time, however, 61 (79.2%) of the unemployed were attending college. A summary of employment status results is presented below.

- ❖ Of those responding they were employed (**180**), 83 (46.1%) indicated their positions were full-time, 95 (52.8%) indicated their positions were part-time, and 2 (1.1%) did not respond.
- ❖ When employed respondents were asked if their current position was a result of their education at MPCC, 49 (27.2%) answered yes, 129 (71.7%) answered no, and 2 (1.1%) did not respond.
- ❖ When employed respondents were asked if their current position was related to their program of study at MPCC, 89 (49.4%) answered yes or closely related, 89 (49.4%) answered no, and 2 (1.1%) did not respond.
- ❖ **158** (87.8%) respondents who had indicated they were employed also indicated their county or state of employment. **148 (93.7%) of those respondents were employed in Nebraska**, 132 (83.5%) of them were employed inside the MPCC 18-county service area, and 16 (10.1%) were employed in Nebraska in some other county. Ten respondents (6.3%) were employed out of state.
- ❖ **77** (30.4%) of the 261 respondents indicated they were unemployed. Of the unemployed, 54 were attending college (70.1%). Three of the unemployed (3.4%) were not available for employment. Twenty-two (28.6%) were actively seeking employment. Some who were attending college were also seeking employment (5), so they appeared in more than one category.

Graduate Employer Survey Findings: The following employment summary includes information on Technical Program Graduates and Transfer Graduates (graduates prepared to transfer to a 4-year college or university after completion of an associate degree) who reported being employed in some capacity on the Graduate Survey. Of the 180 who reported being employed, 84 gave permission to contact their employers. 41 (48.8%) of those employers completed and returned an Employer Survey. The items were rated on a scale of 1-5, with 1 being the lowest and 5 being the highest value.

- ❖ When asked to rate the graduate's personal and technical skills, employers gave the strongest ratings in the categories of *Personal Ethics* (4.70) and *Employability* (4.62).
- ❖ When employers were asked about the job outlook for future program students in their respective occupational field, the average overall rating was 4.18, compared to 4.45 the previous year. For students employed in a related field after graduation (N=21) the average rating for future job outlook by employers was 4.55, compared to 4.50 last year.

- ❖ Employers gave an average rating of 4.46 for graduate's overall training compared to 4.55 for the 2018-2019 academic year.
- ❖ When asked how they would rate an individual's training in relation to other employees performing similar jobs, 17 (41.5%) employers said graduates were better prepared, 12 (29.3%) said both are about the same, 12 (29.3%) said they had no basis for comparison. No one said graduates were less prepared.



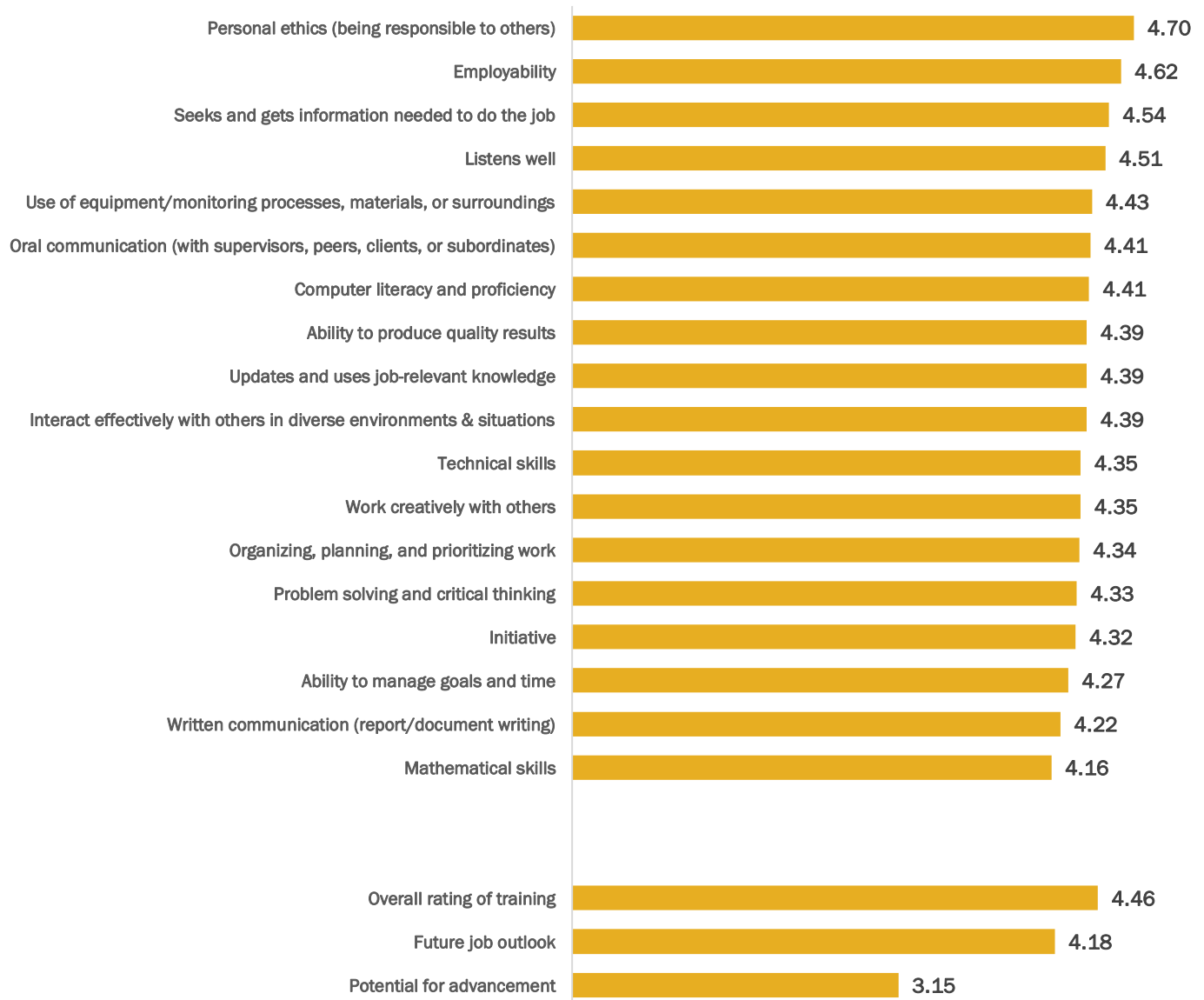
When asked to rate the graduate's personal and technical skills, employers gave the strongest rating in the category of Personal Ethics.

Source: Office of Institutional Research, 2018-19 Employer Survey General, (10/24/2019).

The following chart provides a graphic summary of employer responses to their satisfaction with graduate performance and work ethic. The information provided is based on data collected from the 2018-19 Employer Survey, mailed during June 2019.

5=Very Good, 4=Good, 3=Average, 2=Poor, 1=Very Poor

Employer Assessment of Training



Source: Office of Institutional Research, 2018-19 Employer Survey General, (10/24/2019).

MPCC Mission Statement:

Transforming lives through exceptional learning opportunities for individual student success.

Mid-Plains Community College does not discriminate based upon any protected status.
Please see www.mpcc.edu/about-mpcc/general-information/non-discrimination-policy.